



TECHNICAL DATA SHEET

KEIM DESIGN LASUR

SOL-SILICATE PIGMENTED MINERAL STAIN MONOCHROME COLORS

PRODUCT DESCRIPTION

Sol-silicate based, thin-layer mineral stain provides a penetrating, low pigment or translucent finish when diluted with DESIGN® Dilution or DESIGN® Base, or use as an opaque, thin-layer protective coating. This non-film-forming, mineral matte finish will not fill-in surface imperfections or change the texture or feel of the concrete, leaving it very natural in appearance.

FIELD OF APPLICATION

DESIGN Pigmented Mineral Stain is uniquely formulated for use on interior or exterior new or bare, aged concrete substrates including concrete, CMU, Portland Stucco, brick, masonry, stone or interior on drywall and plaster and mineral paints. It provides a translucent finish on fair-faced or raw interior and exterior concrete surfaces, and retains the natural, raw appearance of the surface. It is used to decorate or add color or to visually conceal color variations in new or old concrete and for blending and minimizing the appearance of repairs. It may also be used to provide decorative color wash finishes. DESIGN Stain offers complete design flexibility and can be diluted as desired with Dilution (Fixative) or Base for a wide variety of translucent finishes.

DESIGN Stain can also be applied as an opaque thin-layer finish retaining the natural surface texture and providing protective water and weather resistant finishes.

Water proofing may be further enhanced by a pretreatment with SILAN 100 Silane Penetrating

Water Repellent. The application of DESIGN Stain together with SILAN 100 complies with water protection requirements as per DIN EN 1504-2/2.2.

DESIGN Stain is less weather resistant on horizontal and slightly inclined surfaces.

PRODUCT PROPERTIES

DESIGN Stain protects exterior masonry from the action of weather and prevents the penetration of atmospheric pollutants. Surface textures of the concrete, such as board-formed textures, are fully retained and never "filled-in". The surface is natural mineral matte in appearance. At various dilutions with Dilution (Fixativ) or Base, different low-pigment finishes may be achieved or optical problems, such as stains or color differences can be corrected.

- Sol-silicate penetrates and forms permanent chemical bonds—won't peel or lose adhesion
- Light fast, color will not fade
- Extremely vapor permeable—keeps concrete dryer naturally
- Weather and moisture resistant
- Not affected by pollution or acid rain
- Mineral matte finish is completely compatible with natural appearance of raw concrete
- Increases light reflectivity—concrete surfaces appear brighter, even in low light


Keim Mineral Coatings of America, Inc
3935 Perimeter West Drive, Suite 100
Charlotte, NC 28214
Keim-usa.com
info@keim.com
704-588-4811
©2023

TECHNICAL DATA SHEET – DESIGN® LASUR PIGMENTED MINERAL STAIN


ENVIRONMENTAL COMPLIANCE

EPA	YES
LEED	YES
CARB	YES
SCAQMD	YES
UL GreenGuard Gold	YES
Cradle to Cradle Health	Gold
Cradle to Cradle	Silver

9003 Red Oxide




9004 Umbra



Technical data

Density	1.1—1.3 g/cm ³
Weight	10.1 lbs/gal
VOC by ASTM D6886	< 1 g/liter
Vapor Diffusion	sd (H ₂ O) = <0.02 m
Water Absorption Coefficient (DIN EN 1504)	W=0.20 kg/m ² h 0.5
Lightfastness of color pigment (Fb-Code acc. to BFS technical bulletin No. 26)	A1 Best in class rating No color change after 4 years
Vapor Permeability (ASTM E96)	75—85 Perms
Flashpoint	Non-Flammable
Alkali Resistance ASTM D1308	Passes
Mildew Resistance ASTM D3273/D3274	Passes
Thermal Expansion	Comparable to the concrete substrate
Gloss at 85°	2.0 Mineral Matte Flat
All test results performed on 2 coats Design Stain applied at 425—475 sf/gallon	

9005 Green Oxide



9006 Ultramarine Blue



9007 Brown Oxide



9008 Black Oxide



9009 Cobalt Blue



9010 Dark Red Oxide



COLORS

White, single chroma mineral oxide colors and mica/metallic shades.



9001 Titanium Nickel Yellow



9002 Yellow Oxide

9011 Orange Oxide



9018 Bismuth Yellow*


9012 Chrome Green




9019 Bright Red*




TECHNICAL DATA SHEET – DESIGN® LASUR PIGMENTED MINERAL STAIN




9020 Turquoise*



9021 Pitch Black



1001 Gold



1002 Silver

*Interior use colors only

BOX MIXED COLORS

To ensure consistency of color on large areas, all colored paint should be thoroughly mixed with a power drill and paddle for 1—3 minutes. Box paint together in larger containers and remix. Continue boxing and mixing for consistent color.

SPECIFICATIONS/SYSTEMS

For proper waterproofing and weather resistant performance, 2 coats of DESIGN Stain must be applied at recommended coverage rates. Surface should be fully coated, with no pinholes, runs or holidays.

COLOR AND OPACITY

DESIGN Stain is available in a full range of colors and can be applied with any amount of opacity, from full hiding to fully translucent. Note the visual representation of color and opacity.

Color: White			
Solid Color	70% Color	40% Color	15% Color

SURFACE PREPARATION

The masonry or drywall substrate must be sound, solid, dry, clean, and free of dust, grease, oils, salts, moss, algae, and other substances that would prevent bonding. Old resin coatings, loose substrate layers and organically bound coats must be removed. Repair damaged areas before application of Design Lasur.

Translucent Stain Applications

DESIGN Stain may be diluted in any ratio with DESIGN Dilution (Fixative) or Base depending on the desired translucency of the finish. It is recommended to coat trial areas to determine the dilution ratio. Keep diluted DESIGN Stain well stirred before and during work as pigment will settle out quickly in the low viscosity stain. Neither water nor any other materials may be added. It is important to work swiftly using wet-on-wet application to maintain a wet edge to a corner or architectural feature. Never stop staining in the middle of a façade.

Note

The DESIGN system components of Stain, Base and Dilution (Fixative) can be mixed in any desired ratio. Base provides a more uniform and less transparent stain and maintains a heavier viscosity (thicker stain). Dilution (Fixative) allows for the most translucent low pigment finishes with brilliant colors and thin layer thickness, and results in thinner viscosity.

Opaque coating

Two coats of DESIGN Stain can be applied as an opaque protective coating which retains the texture of the surface. In this application the first coat should be diluted 10 - 25% with Dilution (Fixative) and the second coat applied undiluted by brush, roller, or spray, keeping a wet edge. It is important to work swiftly wet-on-wet and to maintain a wet edge to a corner or architectural feature.

TECHNICAL DATA SHEET – DESIGN® LASUR PIGMENTED MINERAL STAIN

APPLICATION

Air and surface temperature: >41°F and up to maximum 86°F (5°C –30°C) with relative humidity below 80%.

Apply only to dry surfaces and in dry weather. Do not apply in direct sun or sun-heated substrates or in strong wind. Surfaces must be protected after application from rain, wind, and direct sun until they are completely cured or a minimum of 12 hours at 50% R.H. and 70°F. Higher humidity and lower temperatures extend dry and cure times.

Brush: Use a nylon/polyester brush

Roller: Use a 3/8" to 1/2" nap synthetic roller cover

Airless spray: 3000 psi suggested with a tip size of 0.25 in, minimum.

Drying times: Drying is temperature and humidity dependent. At least 12 - 24 hours between coats at 50% R.H. and 70°F. Lower temperatures and high humidity can extend dry times.

Coverage

Substrate	Coverage*
Cast or Precast Concrete	425—575 SF/GAL**
CMU Smooth	50—125 SF/GAL
CMU Split Face	25—100 SF/GAL
Portland Stucco	100—175 SF/GAL

*Stated values are based on experience on smooth surfaces. Surface texture, density, porosity, application conditions and type of equipment used will all vary consumption. Only a test application, using desired mixing ratio and under production conditions will forecast consumption of the stain accurately.
**Coverage increases for low pigment volume stain applications.

Clean Up

Clean tools immediately after use with water. Tools should be kept in the paint material or in water during work breaks.

This product may permanently etch and irreversibly bond to mineral surfaces it is splashed onto including concrete, masonry, glass, and metal. Clean spills, overspray, etc. immediately with soap and water.

Mixing with other products

Do not mix with other products or additives and do not thin with water.

PACKAGING

Quart, Gallon and 3.96 Gallon Steel Pail

STORAGE

Approx. 12 months in tightly closed container under cool, frost-free conditions. Protect from heat and direct sunlight.

HAZARDOUS SUBSTANCE CLASS

n/a

TRANSPORT HAZARD CLASS

n/a

DISPOSAL

Any residues must be emptied out of containers before recycling. Dispose of completely emptied containers in accordance with local, State and federal waste regulations.

SAFETY INSTRUCTIONS

CAUTION! SKIN OR EYE CONTACT MAY CAUSE TEMPORARY IRRITATION

Use proper protective equipment and clothing. Avoid breathing spray mist. Open windows and doors or use other fresh air supply during application indoors or wear respiratory protection (NIOSH Approved). Wash hands and skin after handling. Keep container closed when not in use. FIRST AID: If swallowed, give two glasses of water. Do not induce vomiting. Call for medical help immediately. Never give anything by mouth to an unconscious person. If inhaled, remove to fresh air. If breathing is difficult, give oxygen. In case of skin irritation, consult a physician. In case of contact, immediately flush eyes, and skin with plenty of water; get medical help if needed. Keep out of reach of children.

TECHNICAL DATA SHEET – DESIGN® LASUR PIGMENTED MINERAL STAIN

The stated values and properties are the result of extensive development work and practical experience. Our recommendations for application, whether given verbally or in writing, are intended to provide assistance in the selection of our products and do not establish a contractual relationship. In particular, they do not release those purchasing and applying our products from the duty of establishing for themselves, with due care, the suitability of our products for the intended application. Standard building industry practices must be complied with. We retain the right to make modifications to improve the products or their application. This edition supersedes all earlier editions.

